

# FIXGRID 2018


## WIND AND SNOW? FIXGRID CAN HANDLE IT!

Introduced in 2017, our FixGrid kit system has been a great market success. And for good reason: it's not only extremely quick and easy to install, but also very economical. But above all, it is extremely flexible.

With the new FixGrid 2018 generation, we've improved our top seller even more. The system now offers even shorter installation times with more stability. We are convinced: FixGrid 2018 is the best flat roof system we have ever developed.

The advantages at a glance:

- + **Cost effectiveness**
- + **Storage / quick reaction time**
- + **Fast and easy installation**
- + **Flexibility**
- + **Stability**
- + **High-speed planning**



## MORE EFFICIENT

A variety of new components and improvements have made FixGrid 2018 even more economical. The one-turn connectors require no tools and shorten installation time to the extreme. At the same time, they reduce the cost per kilowatt of installed power.


## MORE OPTIMIZED

To make things as easy as possible for users and dealers, we have consistently developed our FixGrid system according to the modular principle. That means: almost all components come from our standard portfolio and are also used in many other applications, such as our Rapid<sup>16</sup> module clamp. This eliminates cumbersome warehousing of special parts.

For dealers, this means: you're equipped for all roofs with fewer items from the warehouse.

Even the number of individual parts is reduced. For example, the building protection mats come pre-attached to the base rails.

## FEWER ITEMS – FOR ALL ROOFS



## FASTER

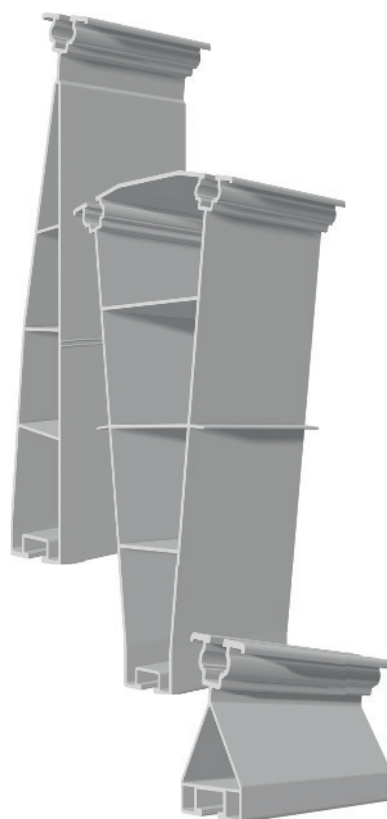
The high level of pre-assembly means less manual labor at the construction site to install the system. All that is left to do is to install the center supports (for the east-west direction) or the upper FixZ profiles (for the south direction) and fasten the module clamps. Our new one-turn connector allows fastening without tools, which speeds up installation even more. Just twist into the click channel and the upper module support is installed. If necessary, for higher wind loadings, additional trays must be attached to accommodate the ballast.

## MORE FLEXIBLE

The system is extremely flexible not only for storage, but also for planning and at the construction site.

For the east-west system, kits for two or three module pairs are available. For solutions set up in a southerly direction, we offer two or three rows one behind the other, so that the row structure is always retained and the desired module configurations can be achieved.

Furthermore, the system kits are put together to allow you to create any module configuration you want.



## SAFER

The FixGrid 2018 holds, even under extreme loads. An optimized profile geometry now helps the system withstand very heavy snow loads. New Windsafe sheets with integrated ballast shaft for the southern version ensure the necessary ballasting in regions with higher wind loadings. This means the FixGrid 2018 will cover any application.

## SIMPLER

Our SchletterConfigurator allows quick and easy planning of FixGrid kits. Disruption areas and roof dimensions can be entered precisely. With just a few clicks, the module configuration is mapped the way you want it. The SchletterConfigurator automatically chooses the best kit version, which you can modify further, if you like. structural calculations, ballasting plan and parts lists – print them off as a PDF, and you're done!

# FIXGRID! NOTHING IS QUICKER!