



MCS Product Certificate

Date Issued	22nd November 2021	Annual review date	18th July
Issue number	5	Original/Amendment	Original
Certificate number	KIWA00010	Page	1 of 22

MCS Product Certification Certificate Issued by Kiwa Ltd

MCS Product Certification Scheme Standards – MCS010, MCS011, MCS012
Model designations – see Appendix

Producer:

Schletter Solar GmbH

Gewerbegebiet an der B15
Alustraße 1
Kirchdorf/Haag i OB
83527
Germany

Manufacturer:

As Above

Kiwa Ltd declares that the products detailed in the Annex have been assessed by Kiwa and meet the requirements of the above MCS Product Certification Standards.

Signed on behalf of Kiwa Ltd

Mark Crowther
MCS Certification Director
Kiwa Ltd

This certificate is subject to the producer continuing to comply with the Kiwa MCS Product Scheme Rules and ongoing Annual Surveillance

CERTIFICATE

390170301

Kiwa Gastec
Kiwa House
Malvern View Business Park
Stella Way
Bishops Cleeve
Cheltenham
GL52 7DQ
United Kingdom
T +44 (0)1242 677877
www.kiwa.co.uk



MCS Product Certificate



Appendix to Certificate KIWA0010

Page 2 of 22

The following products have been assessed and registered by Kiwa Ltd against the provisions of:

MCS 010, MCS 011, MCS 012

Product Name	Model Name	MCS Certificate Number
Standard System	Roof Hook Universal	KIWA 00010/009a IK
Range of Permissible Roof Pitch (degrees)	>17.5°	
Compatible Roof Coverings	Tiled roofs with wooden substructure	
Roofing Substrate For certified wind uplift resistance in sound timber	Min rafter size (h x w mm)	Roofing Substrate For certified wind uplift resistance in sound timber
	<i>Attachments including minimum timber sizes must be in accordance with Schletter's guidance document "Edge distances of wood screwings"</i>	<i>Attachments including minimum timber sizes must be in accordance with Schletter's guidance document "Edge distances of wood screwings"</i>
Further notes on fixing (where relevant)	<i>Tiles may need to be ground in accordance with manufacturer instructions to ensure satisfactory fitting of mounting hooks.</i>	
Maximum Design Wind Uplift Calculated by dividing the characteristic wind uplift by the partial safety factor shown below	2.72 kPa (Values are based on 4 roof hooks per m ² of solar panel, roof pitch 45 °)	
Partial (safety) factor(s)	1.5	
Fire Classification	BS476-3:2004	Fire Classification
	N/A	N/A
Limitations on Fire Classification	<i>This kit is suitable for: Above roof installations over non-flammable outer roof covering only</i>	

Signed on behalf of Kiwa Ltd


Mark Crowther - MCS Certification Director
Kiwa Ltd

This certificate is subject to the producer continuing to comply with the Kiwa MCS Product Scheme Rules and ongoing Annual Surveillance

CERTIFICATE

Kiwa Gastec
Kiwa House
Malvern View Business Park
Stella Way
Bishops Cleeve
Cheltenham
GL52 7DQ
United Kingdom
T +44 (0)1242 677877
www.kiwa.co.uk





MCS Product Certificate



Appendix to Certificate KIWA0010

Page 3 of 22

The following products have been assessed and registered by Kiwa Ltd against the provisions of:

MCS 010, MCS 011, MCS 012

Product Name	Model Name	MCS Certificate Number
Standard System	Roof Hook Eco S 135	KIWA 00010/009b IK
Range of Permissible Roof Pitch (degrees)	>17.5°	
Compatible Roof Coverings	Tiled roofs with wooden substructure	
Roofing Substrate For certified wind uplift resistance in sound timber	Min rafter size (h x w mm)	Roofing Substrate For certified wind uplift resistance in sound timber
	<i>Attachments including minimum timber sizes must be in accordance with Schletter's guidance document "Edge distances of wood screwings"</i>	
Further notes on fixing (where relevant)	<i>Tiles may need to be ground in accordance with manufacturer instructions to ensure satisfactory fitting of mounting hooks.</i>	
Maximum Design Wind Uplift Calculated by dividing the characteristic wind uplift by the partial safety factor shown below	2.72 kPa (Values are based on 4 roof hooks per m ² of solar panel, roof pitch 45 °)	
Partial (safety) factor(s)	1.5	
Fire Classification	BS476-3:2004	Fire Classification
	N/A	N/A
Limitations on Fire Classification	<i>This kit is suitable for: Above roof installations over non-flammable outer roof covering only</i>	

Signed on behalf of Kiwa Ltd

Mark Crowther - MCS Certification Director
Kiwa Ltd

This certificate is subject to the producer continuing to comply with the Kiwa MCS Product Scheme Rules and ongoing Annual Surveillance

Kiwa Gastec
Kiwa House
Malvern View Business Park
Stella Way
Bishops Cleeve
Cheltenham
GL52 7DQ
United Kingdom
T +44 (0)1242 677877
www.kiwa.co.uk



CERTIFICATE

MCS Product Certificate



Appendix to Certificate KIWA0010

Page 4 of 22

The following products have been assessed and registered by Kiwa Ltd against the provisions of:

MCS 010, MCS 011, MCS 012

Product Name	Model Name	MCS Certificate Number
Rapid 2+	Roof Hook Rapid2+ 45	KIWA 00010/0010a IK
Range of Permissible Roof Pitch (degrees)	>25°	
Compatible Roof Coverings	Tiled roofs with wooden substructure	
Roofing Substrate For certified wind uplift resistance in sound timber	Min rafter size (h x w mm)	Roofing Substrate For certified wind uplift resistance in sound timber
	Attachments including minimum timber sizes must be in accordance with Schletter's guidance document "Edge distances of wood screwings"	Attachments including minimum timber sizes must be in accordance with Schletter's guidance document "Edge distances of wood screwings"
Further notes on fixing (where relevant)	Tiles may need to be ground in accordance with manufacturer instructions to ensure satisfactory fitting of mounting hooks.	
Maximum Design Wind Uplift Calculated by dividing the characteristic wind uplift by the partial safety factor shown below	3.12 kPa (Values are based on 4 roof hooks per m ² of solar panel, roof pitch 45 °)	
Partial (safety) factor(s)	1.5	
Fire Classification	BS476-3:2004	Fire Classification
	N/A	N/A
Limitations on Fire Classification	This kit is suitable for: Above roof installations over non-flammable outer roof covering only	

Signed on behalf of Kiwa Ltd

Mark Crowther
MCS Certification Director
Kiwa Ltd

This certificate is subject to the producer continuing to comply with the Kiwa MCS Product Scheme Rules and ongoing Annual Surveillance

CERTIFICATE





MCS Product Certificate

Appendix to Certificate KIWA0010

The following products have been assessed and registered by Kiwa Ltd against the provisions of:

MCS 010, MCS 011, MCS 012

Product Name	Model Name	MCS Certificate Number
Rapid 2+	Roof Hook Rapid2+ 35	KIWA 00010/0010b IK
Range of Permissible Roof Pitch (degrees)	>25°	
Compatible Roof Coverings	Tiled roofs with wooden substructure	
Roofing Substrate For certified wind uplift resistance in sound timber	Min rafter size (h x w mm)	Roofing Substrate For certified wind uplift resistance in sound timber
	Attachments including minimum timber sizes must be in accordance with Schletter's guidance document "Edge distances of wood screwings"	Attachments including minimum timber sizes must be in accordance with Schletter's guidance document "Edge distances of wood screwings"
Further notes on fixing (where relevant)	Tiles may need to be ground in accordance with manufacturer instructions to ensure satisfactory fitting of mounting hooks.	
Maximum Design Wind Uplift Calculated by dividing the characteristic wind uplift by the partial safety factor shown below	3.16 kPa (Values are based on 4 roof hooks per m ² of solar panel, roof pitch 45 °)	
Partial (safety) factor(s)	1.5	
Fire Classification	BS476-3:2004	Fire Classification
	N/A	N/A
Limitations on Fire Classification	This kit is suitable for: Above roof installations over non-flammable outer roof covering only	


Signed on behalf of Kiwa Ltd

Mark Crowther
MCS Certification Director
Kiwa Ltd

This certificate is subject to the producer continuing to comply with the Kiwa MCS Product Scheme Rules and ongoing Annual Surveillance

CERTIFICATE





MCS Product Certificate

Appendix to Certificate KIWA0010

The following products have been assessed and registered by Kiwa Ltd against the provisions of:

MCS 010, MCS 011, MCS 012

Product Name	Model Name	MCS Certificate Number
Rapid 2+	Roof Hook Rapid2+ Universal	KIWA 00010/0010c IK
Range of Permissible Roof Pitch (degrees)	>25°	
Compatible Roof Coverings	Tiled roofs with wooden substructure	
Roofing Substrate For certified wind uplift resistance in sound timber	Min rafter size (h x w mm)	Roofing Substrate For certified wind uplift resistance in sound timber
	Attachments including minimum timber sizes must be in accordance with Schletter's guidance document "Edge distances of wood screwings"	Attachments including minimum timber sizes must be in accordance with Schletter's guidance document "Edge distances of wood screwings"
Further notes on fixing (where relevant)	Tiles may need to be ground in accordance with manufacturer instructions to ensure satisfactory fitting of mounting hooks.	
Maximum Design Wind Uplift Calculated by dividing the characteristic wind uplift by the partial safety factor shown below	1.82 kPa (Values are based on 4 roof hooks per m ² of solar panel, roof pitch 45 °)	
Partial (safety) factor(s)	1.5	
Fire Classification	BS476-3:2004	Fire Classification
	N/A	N/A
Limitations on Fire Classification	This kit is suitable for: Above roof installations over non-flammable outer roof covering only	

Signed on behalf of Kiwa Ltd

Mark Crowther
MCS Certification Director
Kiwa Ltd

This certificate is subject to the producer continuing to comply with the Kiwa MCS Product Scheme Rules and ongoing Annual Surveillance

CERTIFICATE





MCS Product Certificate

Appendix to Certificate KIWA0010

The following products have been assessed and registered by Kiwa Ltd against the provisions of:

MCS 010, MCS 011, MCS 012

Product Name	Model Name	MCS Certificate Number
Rapid 2+	Roof Hook Rapid2+ Max	KIWA 00010/0010d IK
Range of Permissible Roof Pitch (degrees)	>25°	
Compatible Roof Coverings	Tiled roofs with wooden substructure	
Roofing Substrate For certified wind uplift resistance in sound timber	Min rafter size (h x w mm)	Roofing Substrate For certified wind uplift resistance in sound timber
	Attachments including minimum timber sizes must be in accordance with Schletter's guidance document "Edge distances of wood screwings"	Attachments including minimum timber sizes must be in accordance with Schletter's guidance document "Edge distances of wood screwings"
Further notes on fixing (where relevant)	Tiles may need to be ground in accordance with manufacturer instructions to ensure satisfactory fitting of mounting hooks.	
Maximum Design Wind Uplift Calculated by dividing the characteristic wind uplift by the partial safety factor shown below	4.22 kPa (Values are based on 4 roof hooks per m ² of solar panel, roof pitch 45 °)	
Partial (safety) factor(s)	1.5	
Fire Classification	BS476-3:2004	Fire Classification
	N/A	N/A
Limitations on Fire Classification	This kit is suitable for: Above roof installations over non-flammable outer roof covering only	


Signed on behalf of Kiwa Ltd

Mark Crowther
MCS Certification Director
Kiwa Ltd

This certificate is subject to the producer continuing to comply with the Kiwa MCS Product Scheme Rules and ongoing Annual Surveillance

CERTIFICATE





MCS Product Certificate

Appendix to Certificate KIWA0010

The following products have been assessed and registered by Kiwa Ltd against the provisions of:

MCS 010, MCS 011, MCS 012

Product Name	Model Name	MCS Certificate Number
Rapid 2+	Roof Hook Rapid2+ MaxV	KIWA 00010/0010e IK
Range of Permissible Roof Pitch (degrees)	>25°	
Compatible Roof Coverings	Tiled roofs with wooden substructure	
Roofing Substrate For certified wind uplift resistance in sound timber	Min rafter size (h x w mm)	Roofing Substrate For certified wind uplift resistance in sound timber
	Attachments including minimum timber sizes must be in accordance with Schletter's guidance document "Edge distances of wood screwings"	Attachments including minimum timber sizes must be in accordance with Schletter's guidance document "Edge distances of wood screwings"
Further notes on fixing (where relevant)	Tiles may need to be ground in accordance with manufacturer instructions to ensure satisfactory fitting of mounting hooks.	
Maximum Design Wind Uplift Calculated by dividing the characteristic wind uplift by the partial safety factor shown below	3.7 kPa (Values are based on 4 roof hooks per m ² of solar panel, roof pitch 45 °)	
Partial (safety) factor(s)	1.5	
Fire Classification	BS476-3:2004	Fire Classification
	N/A	N/A
Limitations on Fire Classification	This kit is suitable for: Above roof installations over non-flammable outer roof covering only	

Signed on behalf of Kiwa Ltd

Mark Crowther
MCS Certification Director
Kiwa Ltd

This certificate is subject to the producer continuing to comply with the Kiwa MCS Product Scheme Rules and ongoing Annual Surveillance

CERTIFICATE





MCS Product Certificate

Appendix to Certificate KIWA0010

The following products have been assessed and registered by Kiwa Ltd against the provisions of:

MCS 010, MCS 011, MCS 012

Product Name	Model Name	MCS Certificate Number
Rapid 2+	Roof Hook Rapid2+ SML	KIWA 00010/0010g IK
Range of Permissible Roof Pitch (degrees)	>25°	
Compatible Roof Coverings	Tiled roofs with wooden substructure	
Roofing Substrate For certified wind uplift resistance in sound timber	Min rafter size (h x w mm)	Roofing Substrate For certified wind uplift resistance in sound timber
	Attachments including minimum timber sizes must be in accordance with Schletter's guidance document "Edge distances of wood screwings"	Attachments including minimum timber sizes must be in accordance with Schletter's guidance document "Edge distances of wood screwings"
Further notes on fixing (where relevant)	Tiles may need to be ground in accordance with manufacturer instructions to ensure satisfactory fitting of mounting hooks.	
Maximum Design Wind Uplift Calculated by dividing the characteristic wind uplift by the partial safety factor shown below	4.6 kPa (Values are based on 4 roof hooks per m ² of solar panel, roof pitch 45 °)	
Partial (safety) factor(s)	1.5	
Fire Classification	BS476-3:2004	Fire Classification
	N/A	N/A
Limitations on Fire Classification	This kit is suitable for: Above roof installations over non-flammable outer roof covering only	

Signed on behalf of Kiwa Ltd

Mark Crowther
MCS Certification Director
Kiwa Ltd

This certificate is subject to the producer continuing to comply with the Kiwa MCS Product Scheme Rules and ongoing Annual Surveillance

CERTIFICATE





MCS Product Certificate

Appendix to Certificate KIWA0010

Page 10 of 22

The following products have been assessed and registered by Kiwa Ltd against the provisions of:

MCS 010, MCS 011, MCS 012

Product Name	Model Name	MCS Certificate Number
Standing Seam Clamps	Seam clamp 503 VA for stand.seam roof	KIWA 00010/011a IK
	Seam clamp 503 Rapid f. stand.seam roof	KIWA 00010/011b IK
	Seam clamp 504 AL KK	KIWA 00010/011c IK
	Seam clamp 510 Rapid f.KalZip a.similar	KIWA 00010/011d IK
	Seam clamp 540 AL KK	KIWA 00010/011h IK
Range of Permissible Roof Pitch (degrees)	>5°	
Compatible Roof Coverings	Metal roofs with standing seams	
Roofing Substrate For certified wind uplift resistance in sound timber	Min rafter size (hxxw mm)	Roofing Substrate For certified wind uplift resistance in sound timber
	N/A	N/A
Further notes on fixing (where relevant)	Specific clamps to be used on standing seam type as defined by Schletter.	
Maximum Design Wind Uplift Calculated by dividing the characteristic wind uplift by the partial safety factor shown below	2.4 kPa (Values are based on 4 roof attachments per m ² of solar panel, roof pitch 45 °)	
Partial (safety) factor(s)	1.5	
Fire Classification	BS476-3:2004	Fire Classification
	N/A	N/A
Limitations on Fire Classification	This kit is suitable for: Above roof installations over non-flammable outer roof covering only	

Signed on behalf of Kiwa Ltd

Mark Crowther
MCS Certification Director
Kiwa Ltd

This certificate is subject to the producer continuing to comply with the Kiwa MCS Product Scheme Rules and ongoing Annual Surveillance

CERTIFICATE

Kiwa Gastec
Kiwa House
Malvern View Business Park
Stella Way
Bishops Cleeve
Cheltenham
GL52 7DQ
United Kingdom
T +44 (0)1242 677877
www.kiwa.co.uk





MCS Product Certificate

Appendix to Certificate KIWA0010

Page 11 of 22

The following products have been assessed and registered by Kiwa Ltd against the provisions of:

MCS 010, MCS 011, MCS 012

Product Name	Model Name	MCS Certificate Number
Standing Seam Clamps	Seamcl.520 Rapid Zamb.RibRoof 465 a.sim.	KIWA 00010/011e IK
	Seamcl.522 Rapid Zamb.RibRoof 500 a.sim.	KIWA 00010/011f IK
Range of Permissible Roof Pitch (degrees)	>5°	
Compatible Roof Coverings	<i>Metal roofs with standing seams</i>	
Roofing Substrate For certified wind uplift resistance in sound timber	Min rafter size (hwxw mm)	Roofing Substrate For certified wind uplift resistance in sound timber
	N/A	N/A
Further notes on fixing (where relevant)	<i>Specific clamps to be used on standing seam type as defined by Schletter.</i>	
Maximum Design Wind Uplift Calculated by dividing the characteristic wind uplift by the partial safety factor shown below	<i>1.8 kPa (Values are based on 4 roof attachments per m² of solar panel, roof pitch 45 °)</i>	
Partial (safety) factor(s)	1.5	
Fire Classification	BS476-3:2004	Fire Classification
	N/A	N/A
Limitations on Fire Classification	<i>This kit is suitable for: Above roof installations over non-flammable outer roof covering only</i>	

Signed on behalf of Kiwa Ltd

Mark Crowther
MCS Certification Director
Kiwa Ltd

This certificate is subject to the producer continuing to comply with the Kiwa MCS Product Scheme Rules and ongoing Annual Surveillance



MCS Product Certificate



Appendix to Certificate KIWA0010

Page 12 of 22

The following products have been assessed and registered by Kiwa Ltd against the provisions of:

MCS 010, MCS 011, MCS 012

Product Name	Model Name	MCS Certificate Number
Standing Seam Clamps	Seam cl.524 Rapid Fischer KlipTec a.sim.	KIWA 00010/011g IK
Range of Permissible Roof Pitch (degrees)	>5°	
Compatible Roof Coverings	<i>Metal roofs with standing seams</i>	
Roofing Substrate For certified wind uplift resistance in sound timber	Min rafter size (h x w mm)	Roofing Substrate For certified wind uplift resistance in sound timber
	N/A	N/A
Further notes on fixing (where relevant)	<i>Specific clamps to be used on standing seam type as defined by Schletter.</i>	
Maximum Design Wind Uplift Calculated by dividing the characteristic wind uplift by the partial safety factor shown below	<i>0.8 kPa (Values are based on 4 roof attachments per m² of solar panel, roof pitch 45 °)</i>	
Partial (safety) factor(s)	1.5	
Fire Classification	BS476-3:2004	Fire Classification
	N/A	N/A
Limitations on Fire Classification	<i>This kit is suitable for: Above roof installations over non-flammable outer roof covering only</i>	

Signed on behalf of Kiwa Ltd

Mark Crowther
MCS Certification Director
Kiwa Ltd

This certificate is subject to the producer continuing to comply with the Kiwa MCS Product Scheme Rules and ongoing Annual Surveillance

CERTIFICATE

Kiwa Gastec
Kiwa House
Malvern View Business Park
Stella Way
Bishops Cleeve
Cheltenham
GL52 7DQ
United Kingdom
T +44 (0)1242 677877
www.kiwa.co.uk



The following products have been assessed and registered by Kiwa Ltd against the provisions of:

MCS 010, MCS 011, MCS 012


Product Name	Model Name	MCS Certificate Number
Trapezoidal	SingleFix-V Solo 20 pair kit	KIWA 00010/014 IK
Range of Permissible Roof Pitch (degrees)	>3°	
Compatible Roof Coverings	<i>Trapezoid metal profile roofs over wood or metal sub-structures</i>	
Roofing Substrate For certified wind uplift resistance in sound timber	Min rafter size (h x w mm)	<i>Roofing Substrate For certified wind uplift resistance in sound timber</i>
	N/A	N/A
Further notes on fixing (where relevant)	N/A	
Maximum Design Wind Uplift Calculated by dividing the characteristic wind uplift by the partial safety factor shown below	3.38 kPa (<i>Values are based on 4 roof attachments per m² of solar panel, roof pitch 45 °</i>)	
Partial (safety) factor(s)	1.5	
Fire Classification	BS476-3:2004	Fire Classification
	N/A	N/A
Limitations on Fire Classification	<i>This kit is suitable for: Above roof installations over non-flammable outer roof covering only</i>	

Signed on behalf of Kiwa Ltd



Mark Crowther
MCS Certification Director
Kiwa Ltd

This certificate is subject to the producer continuing to comply with the Kiwa MCS Product Scheme Rules and ongoing Annual Surveillance



MCS Product Certificate



Appendix to Certificate KIWA0010

Page 14 of 22

The following products have been assessed and registered by Kiwa Ltd against the provisions of:

MCS 010, MCS 011, MCS 012

Product Name	Model Name	MCS Certificate Number
Trapezoidal	ClampFit	KIWA 00010/016 IK
Range of Permissible Roof Pitch (degrees)	>3°	
Compatible Roof Coverings	<i>Trapezoid metal profile roofs over wood or metal sub-structures</i>	
Roofing Substrate For certified wind uplift resistance in sound timber	Min rafter size (h x w mm)	<i>Roofing Substrate For certified wind uplift resistance in sound timber</i>
	N/A	N/A
Further notes on fixing (where relevant)	N/A	
Maximum Design Wind Uplift Calculated by dividing the characteristic wind uplift by the partial safety factor shown below	3.38 kPa (<i>Values are based on 4 roof attachments per m² of solar panel, roof pitch 45 °</i>)	
Partial (safety) factor(s)	1.5	
Fire Classification	BS476-3:2004	Fire Classification
	N/A	N/A
Limitations on Fire Classification	<i>This kit is suitable for: Above roof installations over non-flammable outer roof covering only</i>	

Signed on behalf of Kiwa Ltd


Mark Crowther
MCS Certification Director
Kiwa Ltd

This certificate is subject to the producer continuing to comply with the Kiwa MCS Product Scheme Rules and ongoing Annual Surveillance

CERTIFICATE

Kiwa Gastec
Kiwa House
Malvern View Business Park
Stella Way
Bishops Cleeve
Cheltenham
GL52 7DQ
United Kingdom
T +44 (0)1242 677877
www.kiwa.co.uk





MCS Product Certificate



Appendix to Certificate KIWA0010

Page 15 of 22

The following products have been assessed and registered by Kiwa Ltd against the provisions of:

MCS 010, MCS 011, MCS 012

Product Name	Model Name	MCS Certificate Number
Universal Adapter	Universal-Adapter Uno M10/M12	KIWA 00010/0017a IK
	Universal-Adapter Uno M8	KIWA 00010/017b IK
Range of Permissible Roof Pitch (degrees)	>3°	
Compatible Roof Coverings	Cement fibre or metal profile roofs over wood or metal sub-structures	
Roofing Substrate For certified wind uplift resistance in sound timber	Min rafter size (hwx mm)	Roofing Substrate For certified wind uplift resistance in sound timber
	Attachments including minimum timber sizes must be in accordance with Schletter's guidance document "Edge distances of wood screwings"	Attachments including minimum timber sizes must be in accordance with Schletter's guidance document "Edge distances of wood screwings"
Further notes on fixing (where relevant)	N/A	
Maximum Design Wind Uplift Calculated by dividing the characteristic wind uplift by the partial safety factor shown below	12 kPa (Values are based on 4 roof attachments per m ² of solar panel, roof pitch 45 °)	
Partial (safety) factor(s)	1.5	
Fire Classification	BS476-3:2004	Fire Classification
	N/A	N/A
Limitations on Fire Classification	This kit is suitable for: Above roof installations over non-flammable outer roof covering only	

Signed on behalf of Kiwa Ltd

Mark Crowther - MCS Certification Director
Kiwa Ltd

This certificate is subject to the producer continuing to comply with the Kiwa MCS Product Scheme Rules and ongoing Annual Surveillance

CERTIFICATE

Kiwa Gastec
Kiwa House
Malvern View Business Park
Stella Way
Bishops Cleeve
Cheltenham
GL52 7DQ
United Kingdom
T +44 (0)1242 677877
www.kiwa.co.uk



MCS Product Certificate



Appendix to Certificate KIWA0010

Page 16 of 22

The following products have been assessed and registered by Kiwa Ltd against the provisions of:

MCS 010, MCS 011, MCS 012

Product Name	Model Name	MCS Certificate Number
Universal Adapter	Universal-Adapter Dno M10/M12	KIWA 00010/0017c IK
	Universal-Adapter Dno M8	KIWA 00010/017d IK
Range of Permissible Roof Pitch (degrees)	>3°	
Compatible Roof Coverings	Cement fibre or metal profile roofs over wood or metal sub-structures	
Roofing Substrate For certified wind uplift resistance in sound timber	Min rafter size (hwx mm)	Roofing Substrate For certified wind uplift resistance in sound timber
	Attachments including minimum timber sizes must be in accordance with Schletter's guidance document "Edge distances of wood screwings"	
Further notes on fixing (where relevant)	N/A	
Maximum Design Wind Uplift Calculated by dividing the characteristic wind uplift by the partial safety factor shown below	16 kPa (Values are based on 4 roof attachments per m ² of solar panel, roof pitch 45 °)	
Partial (safety) factor(s)	1.5	
Fire Classification	BS476-3:2004	Fire Classification
	N/A	N/A
Limitations on Fire Classification	This kit is suitable for: Above roof installations over non-flammable outer roof covering only	

Signed on behalf of Kiwa Ltd


Mark Crowther - MCS Certification Director
Kiwa Ltd

This certificate is subject to the producer continuing to comply with the Kiwa MCS Product Scheme Rules and ongoing Annual Surveillance

CERTIFICATE

Kiwa Gastec
Kiwa House
Malvern View Business Park
Stella Way
Bishops Cleeve
Cheltenham
GL52 7DQ
United Kingdom
T +44 (0)1242 677877
www.kiwa.co.uk





MCS Product Certificate



Appendix to Certificate KIWA0010

Page 17 of 22

The following products have been assessed and registered by Kiwa Ltd against the provisions of:

MCS 010, MCS 011, MCS 012

Product Name	Model Name	MCS Certificate Number
HSL	Roof hook Eco S HSL	KIWA 00010/0018a IK
Range of Permissible Roof Pitch (degrees)	>25°	
Compatible Roof Coverings	Tiled roofs with wooden substructure	
Roofing Substrate For certified wind uplift resistance in sound timber	Min rafter size (h x w mm)	Roofing Substrate For certified wind uplift resistance in sound timber
	<i>Attachments including minimum timber sizes must be in accordance with Schletter's guidance document "Edge distances of wood screwings"</i>	<i>Attachments including minimum timber sizes must be in accordance with Schletter's guidance document "Edge distances of wood screwings"</i>
Further notes on fixing (where relevant)	<i>Tiles may need to be ground in accordance with manufacturer instructions to ensure satisfactory fitting of mounting hooks.</i>	
Maximum Design Wind Uplift Calculated by dividing the characteristic wind uplift by the partial safety factor shown below	6.72 kPa (Values are based on 4 roof attachments per m ² of solar panel, roof pitch 45 °)	
Partial (safety) factor(s)	1.5	
Fire Classification	BS476-3:2004	Fire Classification
	N/A	N/A
Limitations on Fire Classification	<i>This kit is suitable for: Above roof installations over non-flammable outer roof covering only</i>	

Signed on behalf of Kiwa Ltd

Mark Crowther - MCS Certification Director
Kiwa Ltd

This certificate is subject to the producer continuing to comply with the Kiwa MCS Product Scheme Rules and ongoing Annual Surveillance

Kiwa Gastec
Kiwa House
Malvern View Business Park
Stella Way
Bishops Cleeve
Cheltenham
GL52 7DQ
United Kingdom
T +44 (0)1242 677877
www.kiwa.co.uk



CERTIFICATE

MCS Product Certificate

Appendix to Certificate KIWA0010



Page 18 of 22

The following products have been assessed and registered by Kiwa Ltd against the provisions of:

MCS 010, MCS 011, MCS 012

Product Name	Model Name	MCS Certificate Number
HSL	Roof Hook Rapid2+ 45 HSL	KIWA 00010/0018b IK
Range of Permissible Roof Pitch (degrees)	>25°	
Compatible Roof Coverings	Tiled roofs with wooden substructure	
Roofing Substrate For certified wind uplift resistance in sound timber	Min rafter size (h x w mm)	Roofing Substrate For certified wind uplift resistance in sound timber
	Attachments including minimum timber sizes must be in accordance with Schletter's guidance document "Edge distances of wood screwings"	
Further notes on fixing (where relevant)	Tiles may need to be ground in accordance with manufacturer instructions to ensure satisfactory fitting of mounting hooks.	
Maximum Design Wind Uplift Calculated by dividing the characteristic wind uplift by the partial safety factor shown below	4.54 kPa (Values are based on 4 roof attachments per m ² of solar panel, roof pitch 45 °)	
Partial (safety) factor(s)	1.5	
Fire Classification	BS476-3:2004	Fire Classification
	N/A	N/A
Limitations on Fire Classification	This kit is suitable for: Above roof installations over non-flammable outer roof covering only	

Signed on behalf of Kiwa Ltd

Mark Crowther - MCS Certification Director
Kiwa Ltd

This certificate is subject to the producer continuing to comply with the Kiwa MCS Product Scheme Rules and ongoing Annual Surveillance

Kiwa Gastec
Kiwa House
Malvern View Business Park
Stella Way
Bishops Cleeve
Cheltenham
GL52 7DQ
United Kingdom
T +44 (0)1242 677877
www.kiwa.co.uk



CERTIFICATE

MCS Product Certificate



Appendix to Certificate KIWA0010

Page 19 of 22

The following products have been assessed and registered by Kiwa Ltd against the provisions of:

MCS 010, MCS 011, MCS 012

Product Name	Model Name	MCS Certificate Number
HSL	Roof Hook Rapid2+ Max HSL	KIWA 00010/0018c IK
Range of Permissible Roof Pitch (degrees)	>25°	
Compatible Roof Coverings	Tiled roofs with wooden substructure	
Roofing Substrate For certified wind uplift resistance in sound timber	Min rafter size (h x w mm)	Roofing Substrate For certified wind uplift resistance in sound timber
	Attachments including minimum timber sizes must be in accordance with Schletter's guidance document "Edge distances of wood screwings"	Attachments including minimum timber sizes must be in accordance with Schletter's guidance document "Edge distances of wood screwings"
Further notes on fixing (where relevant)	Tiles may need to be ground in accordance with manufacturer instructions to ensure satisfactory fitting of mounting hooks.	
Maximum Design Wind Uplift Calculated by dividing the characteristic wind uplift by the partial safety factor shown below	7.3 kPa (Values are based on 4 roof attachments per m2 of solar panel, roof pitch 45 °)	
Partial (safety) factor(s)	1.5	
Fire Classification	BS476-3:2004	Fire Classification
	N/A	N/A
Limitations on Fire Classification	This kit is suitable for: Above roof installations over non-flammable outer roof covering only	

Signed on behalf of Kiwa Ltd

Mark Crowther - MCS Certification Director
Kiwa Ltd

This certificate is subject to the producer continuing to comply with the Kiwa MCS Product Scheme Rules and ongoing Annual Surveillance

Kiwa Gastec
Kiwa House
Malvern View Business Park
Stella Way
Bishops Cleeve
Cheltenham
GL52 7DQ
United Kingdom
T +44 (0)1242 677877
www.kiwa.co.uk



CERTIFICATE

MCS Product Certificate



Appendix to Certificate KIWA0010

Page 20 of 22

The following products have been assessed and registered by Kiwa Ltd against the provisions of:

MCS 010, MCS 011, MCS 012

Product Name	Model Name	MCS Certificate Number
ProLine	Roof hook EcoA 45	KIWA 00010/0019a IK
Range of Permissible Roof Pitch (degrees)	>25°	
Compatible Roof Coverings	Tiled roofs with wooden substructure	
Roofing Substrate For certified wind uplift resistance in sound timber	Min rafter size (h x w mm)	Roofing Substrate For certified wind uplift resistance in sound timber
	Attachments including minimum timber sizes must be in accordance with Schletter's guidance document "Edge distances of wood screwings"	Attachments including minimum timber sizes must be in accordance with Schletter's guidance document "Edge distances of wood screwings"
Further notes on fixing (where relevant)	Tiles may need to be ground in accordance with manufacturer instructions to ensure satisfactory fitting of mounting hooks.	
Maximum Design Wind Uplift Calculated by dividing the characteristic wind uplift by the partial safety factor shown below	6.72 kPa (Values are based on 4 roof attachments per m ² of solar panel, roof pitch 45 °)	
Partial (safety) factor(s)	1.5	
Fire Classification	BS476-3:2004	Fire Classification
	N/A	N/A
Limitations on Fire Classification	This kit is suitable for: Above roof installations over non-flammable outer roof covering only	

Signed on behalf of Kiwa Ltd


Mark Crowther - MCS Certification Director
Kiwa Ltd

This certificate is subject to the producer continuing to comply with the Kiwa MCS Product Scheme Rules and ongoing Annual Surveillance

CERTIFICATE

Kiwa Gastec
Kiwa House
Malvern View Business Park
Stella Way
Bishops Cleeve
Cheltenham
GL52 7DQ
United Kingdom
T +44 (0)1242 677877
www.kiwa.co.uk





MCS Product Certificate



Appendix to Certificate KIWA0010

Page 21 of 22

The following products have been assessed and registered by Kiwa Ltd against the provisions of:

MCS 010, MCS 011, MCS 012

Product Name	Model Name	MCS Certificate Number
ProLine	Roof hook RapidA 45	KIWA 00010/0019b IK
Range of Permissible Roof Pitch (degrees)	>25°	
Compatible Roof Coverings	Tiled roofs with wooden substructure	
Roofing Substrate For certified wind uplift resistance in sound timber	Min rafter size (h _{xw} mm)	Roofing Substrate For certified wind uplift resistance in sound timber
	Attachments including minimum timber sizes must be in accordance with Schletter's guidance document "Edge distances of wood screwings"	
Further notes on fixing (where relevant)	Tiles may need to be ground in accordance with manufacturer instructions to ensure satisfactory fitting of mounting hooks.	
Maximum Design Wind Uplift Calculated by dividing the characteristic wind uplift by the partial safety factor shown below	2.88 kPa (Values are based on 4 roof attachments per m ² of solar panel, roof pitch 45 °)	
Partial (safety) factor(s)	1.5	
Fire Classification	BS476-3:2004	Fire Classification
	N/A	N/A
Limitations on Fire Classification	This kit is suitable for: Above roof installations over non-flammable outer roof covering only	

Signed on behalf of Kiwa Ltd


Mark Crowther - MCS Certification Director
Kiwa Ltd

This certificate is subject to the producer continuing to comply with the Kiwa MCS Product Scheme Rules and ongoing Annual Surveillance

CERTIFICATE

Kiwa Gastec
Kiwa House
Malvern View Business Park
Stella Way
Bishops Cleeve
Cheltenham
GL52 7DQ
United Kingdom
T +44 (0)1242 677877
www.kiwa.co.uk





MCS Product Certificate



Appendix to Certificate KIWA0010

Page 22 of 22

The following products have been assessed and registered by Kiwa Ltd against the provisions of:

MCS 010, MCS 011, MCS 012

Product Name	Model Name	MCS Certificate Number
ProLine	Roof Hook RapidA Universal	KIWA 00010/0019c IK
Range of 26Permissible Roof 26Pitch (degrees)	>25°	
Compatible Roof 26Coverings	Tiled roofs with wooden substructure	
Roofing Substrate For certified wind uplift resistance in sound timber	Min rafter size (h x w mm)	Roofing Substrate For certified wind uplift resistance in sound timber
	Attachments including minimum timber sizes must be in accordance with Schletter's guidance document "Edge distances of 26wood screwings"	Attachments including minimum timber sizes must be in accordance with Schletter's guidance document "Edge distances of 26wood screwings"
Further notes on fixing (where relevant)	Tiles may need to be ground in accordance with manufacturer instructions to ensure satisfactory fitting of mounting hooks.	
Maximum Design Wind Uplift Calculated by dividing the characteristic wind uplift by the partial safety factor shown below	2.74 kPa (Values are based on 4 roof attachments per m ² of solar panel, roof pitch 45 °)	
Partial (safety) factor(s)	1.5	
Fire Classification	BS476-3:2004	Fire Classification
	N/A	N/A
Limitations on Fire Classification	This kit is suitable for: Above roof 26installations over non-flammable outer roof 26covering only	

Signed on behalf of 26Kiwa Ltd

Mark Crowther - MCS Certification Director
Kiwa Ltd

This certificate is subject to the producer continuing to comply with the Kiwa MCS Product Scheme Rules and ongoing Annual Surveillance
h

Kiwa Gastec
Kiwa House
Malvern View Business Park
Stella Way
Bishops Cleeve
Cheltenham
GL52 7DQ
United Kingdom
T +44 (0)1242 677877
www.kiwa.co.uk

CERTIFICATE

